

DENFORD

Compact 1000/1000 PRO

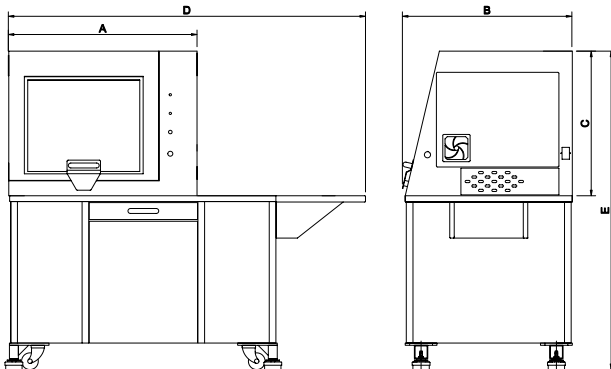
COMPACT 3 AXIS CNC ROUTER



**QUALITY, PRECISION,
MAINTENANCE FREE
ROUTING**

For full details - See page 9

Compact 1000 Pro shown with optional universal bench and computer support extension. (PC not included)



Machine Dimensions.

A compact 3 axis CNC Router with totally enclosed interlocking guard, suitable for all levels of education and training. The Compact 1000/1000 Pro is ideal for cutting a range of resistant materials such as hard and soft wood, plastic, modelling foam, acrylic and prototyping materials. In addition, the Compact 1000 Pro can cut non-ferrous metals.

CE
APPROVED

Ideal for use in conjunction with

IN SCHOOLS



Compact 1000/1000 PRO

THE COMPACT 1000/1000 PRO COMES AS STANDARD WITH:

- VR CNC Milling Operating Software (PC not included).
- QuickCAM 2D Design software (1 seat)
- Aluminium T Slot Table.
- Outlet for Dust Extraction System.
- Workholding Clamps.
- Installation and Instruction Manuals.
- USB Connection.

OPTIONAL EQUIPMENT INCLUDES:

Vacuum Pads, F1 in Schools Car Manufacturing Fixture, 4th Axis Programmable Rotary Fixture, 3D Scanning Attachment, Universal Machine Bench and Dust Extraction Unit.



SYSTEM REQUIREMENTS

Please refer to page 29.

RECOMMENDED SOFTWARE PROGRAMS

All software necessary to control the Compact 1000/1000 Pro is included. Also included is a seat of QuickCAM 2D Design - an easy to use 2D CAD package.

• 2D Designs: The VR Milling software can import DXF, DWG, EPS and Gerber files in addition to G & M code programs and as such will link with programs such as Techsoft 2D Design and CorelDraw.

• 3D Designs: To enable import of STL files from 3D design packages such as Autodesk Inventor, SolidWorks, Pro/DESKTOP & ArtCAM, QuickCAM Pro software is required (see pages 42 - 43).

MECHANICAL DETAILS	COMPACT 1000	COMPACT 1000 PRO
Machine Length (A)	875mm	
Machine Depth (B)	765mm	
Machine Height (C)	675mm	
Length with Optional Base (D)	1678mm	
Height with Optional Base (E)	1440mm	
Machine Weight	116kg	
Machine Weight with Opt. Base	230kg	
Table Size	400 x 240mm	
Travel X Axis	400mm	
Travel Y Axis	240mm	
Travel Z Axis	110mm	
Beam Clearance	140mm	
Max. Spindle Speed	29000rpm	24000rpm
Non-Ferrous Metal Cutting	No	Yes
Spindle Speed Control	No	Yes
Spindle Speed Override	No	Yes
Max. Feed Rate	5000mm/min	
Max. 3D Profiling	4500mm/min	
Mains Supply Requirements * [* Alternative supplies available on request]	Single Phase	
Spindle Motor	530W	1.0kW
Axes Motors	Stepper	
Volts	230VAC	
Amps	8 Amps	
Hz	50 Hz	
Electric Connection	13 A Socket	