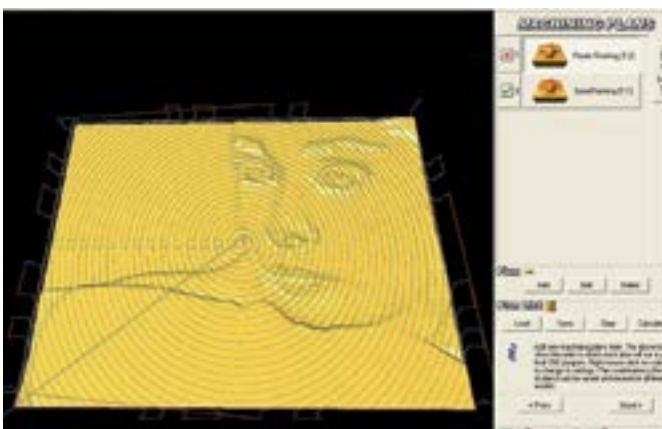
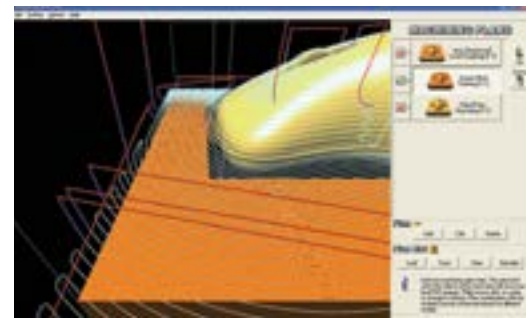
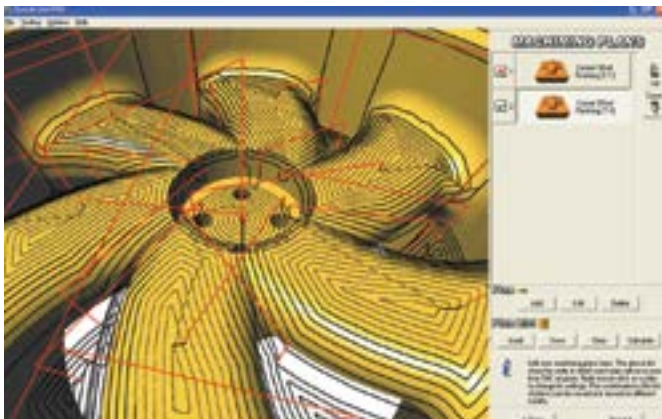


# DENFORD

## QuickCAM PRO

ADVANCED MILLING CAM SOFTWARE



QuickCAM Pro is an advanced, yet simple to use, wizard based CAM package, which is used to create cutter paths for machining 3D parts on a milling machine or router. Both STL files and image files can be imported into QuickCAM Pro, and a comprehensive set of machining plans can be used individually or in combination to produce complex 3D surfaces and lithophanes.

## QuickCAM PRO

### FEATURES

12 machining plans – use individually or in combinations:

- **3 Roughing Plans.**
- **6 Finishing Plans.**
- **3 Fine Finishing Plans.**

Each plan can be customised or used with default values.

Any number of plans can be used to produce the final part.

Different cutters can be used with each plan.

Simulation mode can be toggled on or off for easy viewing.

Custom boundary feature allows selected area to be machined.

Viewer and simulation colours can be selected and changed.

Finished models can be rendered in custom materials.

Intelligent scaling fits model into billet or billet around model.

Comprehensive “show me” files to provide Help options.

### SUPPORTED INPUT FORMATS

3D Stereo Lithography\* (STL) files.

\*Used by Pro/DESKTOP, ArtCAM, Autodesk Inventor and Solid Edge.

AutoDesk 3D Studio Files (3DS).



### SYSTEM REQUIREMENTS

IBM or 100% Compatible PC,

Pentium III, 1Ghz, 512MB RAM,

200MB Free Hard Disk Space,

Microsoft Windows XP; NT; 2000; Vista;  
Windows 7, 8 & 10

CD-ROM Drive,

OpenGL 3D Accelerator Graphics Card with  
128MB RAM supporting at least 1024 x 768  
screen resolution.

CNC Machines require USB Connection.

